

Regency World Consulting Limited

Registered Office - C-36 Friends Colony (East) New Delhi-110065


Cin- L74210DL1985PLC021863 Phone No-011-23549766

S.No	Particular	Details
1	Name of Listed Entity	Regency World Consulting Limited
2	Scrip Code/Name of Scrip/Class of Security	Equity Shares
3	Share Holding Pattern Filed under: Reg. 31(1)(a)/Reg. 31(1)(b)/Reg.31(1)(c)	
	a. If under 31(1)(b) then indicate the report for Quarter ending	31-Mar-20
	b. If under 31(1)(c) then indicate date of allotment/extinguishment	N.A.

Declaration: The Listed entity is required to submit the following declaration to the extent of submission of information

S.No.	Particular	YES	NO
1	whether the listed entity has issued any partly paid up shares ?		(v)
2	whether the listed entity has issued any convertible Securities or Warrants ?		(v)
3	Whether the listed entity has any shares against which depository receipts are issued ?		(v)
4	whether the listed entity has any shares in locked -in ?		(v)
5	Whether any Shares held by promoters are pledge or otherwise encumbered ?		(v)

For Regency World Consulting Ltd


Director

Holding of Specified Securities

Table -1

Category (I)	Category of Shareholders (II)	No. Of Shareholders (III)	No. Of Fully paid up equity Shares held (IV)	No. Of partly paid up Equity Shares Held (V)	No. of Shares underlying Depository Receipts (VI)	Total No. Of Shares Held (VII)= (IV + V + VI)	Shareholding as a % of total No. of Shares	No. of voting rights held in each class or securities		No. Of shares underlying o/s convertible securities (including warrants)(x)	Shareholding, as a % assuming full conversion of convertible securities (as a percentage of diluted share capital) (XI)=(VII) + (X) As a % of (A +B+ C2)	No. of Locked - In Shares (XII)		No. Of Pledged or otherwise Encumbered	No. of equity shares held in dematerialized form (XIV)
								No. of voting rights held in each class or securities	% of shares			No. (a)	As a % of total shares held (b)		
(A)	Promoter and Promoter Group	11	693500	0	0	693500	69.35	693500	69.35	0	69.35	0	0	0	0
(B)	Public	552	306500	0	0	306500	30.65	306500	30.65	0	30.65	0	0	0	5,500
(C)	Non-Promoter- Non Public	0	0	0	0	0	0	0	0	0	0	0	0	0	0
(C1)	Shares Underlying DR's	0	0	0	0	0	0	0	0	0	0	0	0	0	0
(C2)	Shares held by Employees Trust	0	0	0	0	0	0	0	0	0	0	0	0	0	0
	Total	563	1000000	0	0	1000000	100	1000000	100	0	100	0	0	0	5500

For Regency World Consulting Ltd



Director

Table II - Statement showing shareholding pattern of the Promoter and Promoter Group

Category and name of Shareholders (I)	PAN (II)	No. of Shareholder (III)	No. of fully paid up equity shares held (IV)	Partly paid up equity shares held (V)	No. of shares underlying depositories receipts (VI)	Total No. of shares held (VII) = (IV + V + VI)	Shareholding % calculated as per SCRR 1957 as a % of (A+B+C2) (VIII)	No. of voting shares held in each class of securities (IX)		No. of shares underlying o/s convertible securities (including Warrants) (X)	Shareholding as a % assuming full conversion of convertible securities (as a % of diluted share capital) (XI) = (VII + X) ÷ (A+B+C2)	No. of locked-in Shares (XII)	Number of shares pledged or otherwise encumbered (XIII)		No. of equity shares held in dematerialized form (XIV)
								No. of Voting Rights	Total as a % of voting Rights			As a % of total share	No. (a)	As a % of total shares held (b)	
(1) Indian															
a Individuals/ HUF															
1 Aditya Mohan Chugh (HUF)	AAGHAG387L	1	68450	0	0	68450	9.799571	68450	9.799571	0	100	0	0	0	0
2 Neena Chugh	AETPC996JMA	1	119000	0	0	119000	17.03651	119000	17.03651	0	17.0365068	0	0	0	0
3 Aditya Mohan Chugh	AIYPAG025P	1	10000	0	0	10000	1.411639	10000	1.411639	0	1.411619227	0	0	0	0
4 Divya Chugh	ACOPC1212C	1	8000	0	0	8000	1.145111	8000	1.145111	0	1.145111382	0	0	0	0
5 Nishi Ahuja	BUJXFA1361E	1	5000	0	0	5000	0.71582	5000	0.71582	0	0.715819613	0	0	0	0
6 Prince Mohan Chugh	AKPFP3755N	1	14000	0	0	14000	2.004295	14000	2.004295	0	2.004294918	0	0	0	0
7 Satish Ahuja	AIZFA8658D	1	5000	0	0	5000	0.71582	5000	0.71582	0	0.715819613	0	0	0	0
8 Prince Mohan Chugh HUF	AAGHP996AC	1	19175	0	0	19175	2.745168	19175	2.745168	0	2.745168218	0	0	0	0
9 Anil Mohan Chugh HUF	AAGHAG3888F	1	277900	0	0	277900	39.78525	277900	39.78525	0	39.78525412	0	0	0	0
10 Anil Mohan Chugh	ADMPCC0274E	1	132200	0	0	132200	1.889764	132200	1.889764	0	1.88976378	0	0	0	0
b Central Government/ State Government		0	0	0	0	0	0	0	0	0	0	0	0	0	0
c Financial Institutions/ Banks		0	0	0	0	0	0	0	0	0	0	0	0	0	0
d Any other Specify		0	0	0	0	0	0	0	0	0	0	0	0	0	0
11 Prince Fleming credit Ltd	AACCP6343C	1	34775	0	0	34775	4.978525	34775	4.978525	0	4.978525412	0	0	0	0
Sub-Total (A) (1)		12	693500	0	0	574500	100	574500	100	0	100	0	0	0	0
(2) Foreign															
a Individuals (non-Resident)															
Individuals/ foreign individuals		0	0	0	0	0	0	0	0	0	0	0	0	0	0
b Government		0	0	0	0	0	0	0	0	0	0	0	0	0	0
c Institutions		0	0	0	0	0	0	0	0	0	0	0	0	0	0
d Foreign Portfolio Investor		0	0	0	0	0	0	0	0	0	0	0	0	0	0
f Any other Specify		0	0	0	0	0	0	0	0	0	0	0	0	0	0
Sub Total (A) (2)		0	0	0	0	0	0	0	0	0	0	0	0	0	0
Total Shareholding of Promoter and Promoter Group (A) = (A)(1) + (A) (2)		12	693500	0	0	574500	100	693500	100	0	100	0	0	0	0
Details of Shares Remain Unclaimed may be given here along with details such as number of shareholders, outstanding shares held in demat/ unclaimed suspense accou								100							
Note															
(1) PAN would not be displayed on website of stock exchange(s)															
(2) Term "emcumbance" has the same meaning as assigned under reagulations 28 (3) of SEBI (Substantial Acquisition of shares and Takeover) Regulations,2011															

Table II - Statement showing shareholding pattern of the Promoter and Promoter Group

Category and name of Shareholders (I)	PAN (II)	No. of Shareholder (III)	No. of fully paid up equity shares held (IV)	Partly paid up equity shares held (V)	No. of shares underlying depositories receipts (VI)	Total No. of shares held (VII) = (IV + V + VI)	Shareholding % calculated as per SCRR 1957 as a % of (A+B+C2) (VIII)	No. of voting shares held in each class of securities (IX)	No. of shares underlying n/s convertible securities (including Warrants) (x)	Shareholding as a % assuming full conversion of convertible securities (as a % of diluted share capital) (X1) = (VII + X) as a % of A+B+C2	No. of locked-in Shares (XII)	As a % of total share	Number of shares pledged or otherwise encumbered (XIII)	No. of equity shares held in dematerialized form (XIV)
(1) Indian								No. of Voting Rights	Total as a % of voting Rights		No. (a)	As a % of total share	No. (a)	As a % of total shares held (b)
a Individuals/ HUF														
1 Aditya Mohan Chugh (HUF)	AAGHA0187L	1	68450	0	0	68450	9.799571	68450	9.799571	0	100	0	0	0
2 Neena Chugh	AETPC9960M	1	119000	0	0	119000	17.03651	119000	17.03651	0	17.0365068	0	0	0
3 Aditya Mohan Chugh	AEYPC4025P	1	10000	0	0	10000	1.431639	10000	1.431639	0	1.431639227	0	0	0
4 Divya Chugh	ACOPC3232C	1	8000	0	0	8000	1.145311	8000	1.145311	0	1.145311382	0	0	0
5 Nishi Ahuja	BUXPA3361E	1	5000	0	0	5000	0.71582	5000	0.71582	0	0.715819613	0	0	0
6 Prince Mohan Chugh	AKPPP3755N	1	14000	0	0	14000	2.004295	14000	2.004295	0	2.004294918	0	0	0
7 Salish Ahuja	AIZPA8658D	1	5000	0	0	5000	0.71582	5000	0.71582	0	0.715819613	0	0	0
8 Prince Mohan Chugh HUF	AAGHP9964C	1	19175	0	0	19175	2.745168	19175	2.745168	0	2.745168218	0	0	0
9 Anil Mohan Chugh HUF	AAGHA03888F	1	277900	0	0	277900	39.78525	277900	39.78525	0	39.78525412	0	0	0
10 Anil Mohan Chugh	ADMPC0274E	1	132200	0	0	132200	1.889764	132200	1.889764	0	1.88976378	0	0	0
B Central Government/ State Government														
c Financial Institutions/ Banks			0	0	0	0	0	0	0	0	0	0	0	0
d Any other Specify			0	0	0	0	0	0	0	0	0	0	0	0
11 Prince Fleming credit Ltd	AACCP6343C	1	34775	0	0	34775	4.978525	34775	4.978525	0	4.978525412	0	0	0
Sub-Total (A) (1)		12	693500	0	0	574500	100	574500	100	0	100	0	0	0
(2) Foreign														
a Individuals (non-Resident Individuals/ foreign Individuals)			0	0	0	0	0	0	0	0	0	0	0	0
b Government			0	0	0	0	0	0	0	0	0	0	0	0
c Institutions			0	0	0	0	0	0	0	0	0	0	0	0
d Foreign Portfolio Investor			0	0	0	0	0	0	0	0	0	0	0	0
f Any other Specify			0	0	0	0	0	0	0	0	0	0	0	0
Sub Total (A) (2)			0	0	0	0	0	0	0	0	0	0	0	0
Total Shareholding of Promoter and Promoter Group (A) = (A)(1) + (A) (2)		12	693500	0	0	574500	100	574500	100	0	100	0	0	0
Details of Shares Remain Unclaimed may be given here along with details such as number of shareholders, outstanding shares held in demat/ unclaimed suspense accow								100					0	0
Note														
(1) PAN would not be displayed on website of stock exchange(s)														
(2) Term "emcumbance" has the same meaning as assigned under regulations 28 (3) of SEBI (Substantial Acquisition of shares and Takeover) Regulations, 2011														

Table III - Statement showing shareholding pattern of the Public shareholders

	Category & Name of Shareholders (I)	PAN (II)	No. Of Shareholders (III)	No. of fully paid up equity shares held (IV)	Partly paid up equity shares held (V)	No. of shares underlying depository receipts (VI)	Total No. of shares held (VII) = IV + V + VI	Shareholding calculated as per SCRR, 1957 as a % of A+B+C2 (VIII)	No. of voting rights held in each class of securities (IX)		Shares underlying A/S convertible securities (including	Total shareholding as % assuming full conversion of convertible securities (as a % of diluted share capital) (XII)	Number of locked in shares (XIII)		No. of shares pledged or otherwise encumbered (XIII)		Number of equity shares held in dematerialized form (XIV)
									No. of voting rights	Total as a % of voting rights			No. (a)	of total shares held	No. (not applicable) (a)	As a % of total shares held (not applicable) (b)	
(1)	Institutions																
(a)	Mutual Funds		0	0	0	0	0	0	0	0	0	0	0	0	0	0	0
(b)	Venture Capital Funds		0	0	0	0	0	0	0	0	0	0	0	0	0	0	0
(c)	Alternate Investment funds		0	0	0	0	0	0	0	0	0	0	0	0	0	0	0
(d)	Foreign venture capital Investors		0	0	0	0	0	0	0	0	0	0	0	0	0	0	0
(e)	Foreign Portfolio Investors		0	0	0	0	0	0	0	0	0	0	0	0	0	0	0
(f)	Financial Institutions / Banks		0	0	0	0	0	0	0	0	0	0	0	0	0	0	0
(g)	Insurance Companies		0	0	0	0	0	0	0	0	0	0	0	0	0	0	0
(h)	Provident Funds/Pension Funds		0	0	0	0	0	0	0	0	0	0	0	0	0	0	0
(i)	Any other (specify)		0	0	0	0	0	0	0	0	0	0	0	0	0	0	0
	Sub Total (B)(1)		0	0	0	0	0	0	0	0	0	0	0	0	0	0	0
(2)	Central Government/ State Government/ government/ president of India		0	0	0	0	0	0	0	0	0	0	0	0	0	0	0
	Total (B) (2)		0	0	0	0	0	0	0	0	0	0	0	0	0	0	0
(3)	Non-Institutions																
(a)	Individuals :-																
	i. Individuals shareholders holding nominal share capital upto Rs. 2 lakh.	552	306500	0	0	0	0	100	306500	100	0	100	0	0	0	0	5500

For Registrar, M/s. Ganga Engineering Ltd


[Signature]
Director

[illegible]

Table IV - Statement showing shareholding pattern of the Non Promoter- Non Public																
	Category and Name of Shareholders (I)	PAN (II)	No. of Shareholder (III)	No. of fully paid up equity shares held (IV)	Partly paid up equity shares held (V)	shares underlying Depository Receipts (VI)	of shares held (VII)= (IV)+(V)+(VI)	Shareholding calculated as per SCRR 1957 (as a % of A+B+C2) (VIII)	Number of voting Rights held in each class of securities (IX)		shares underlying o/s convertible securities	Total Shareholding as a % assuming full conversion of convertible securities (as a percentage of diluted share capital) (XI)	Number of locked in shares (XII)		Number of shares pledged or otherwise encumbered (XIII)	Number of equity shares held in dematerialized form (XIV) (Not Applicable)
									No. Of voting Rights	Total as a % of total votin			No.	As a % of total share applicabl	No.(Not of total shares held	
(1)	Custodian/ DR Holder															
(a)	Name of DR Holder															
(2)	Employee Benefit Trust (under SEBI (Share based employee benefit) regulations, 2014)															
(a)	Name															
	Total Non-Promoter-Non Public Shareholding (C) = (C1) + (C2)															
	Note :-															
	PAN would not be displayed on website of stock exchange															

NIL

For Regency World Consulting Ltd


Director


INVESTOR COMPLAINTS STATUS (SCORES)

Sl.No.	Particular	Quarter Ended 31st March 2020
1	Pending at the Beginning of the Quarl	0
2	Received During the Quarter	0
3	Disposed of During the Quarter	0
4	Remaining unresolved at the end of tl	0

There is now no complaint pending with the company .

For Regency World Consulting Limited

For Regency World Consulting Ltd



(Director)

Director